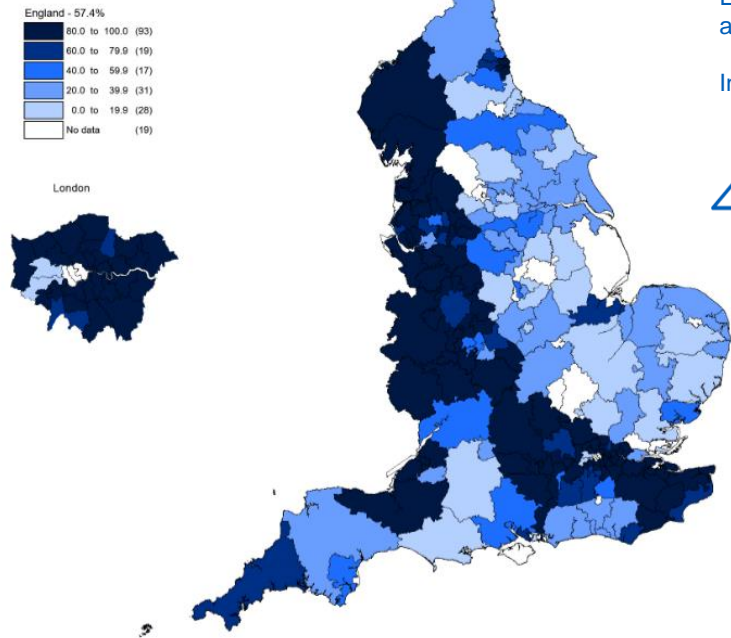


Health and Care of People with Learning Disabilities: 2016-17

Patient Coverage



Information on people with and without learning disabilities was collected from over half of GP practices in England in 2014-15, 2015-16 and 2016-17, to identify potential differences in the treatment, health status, and outcomes of people with learning disabilities compared with the rest of the population.

In 2016-17, 1 in 218 people (0.46 per cent of the population) were recorded as having a learning disability.



57.4 per cent of patients registered in England were included in these data, an **increase** from 51.2 per cent in 2014-15.



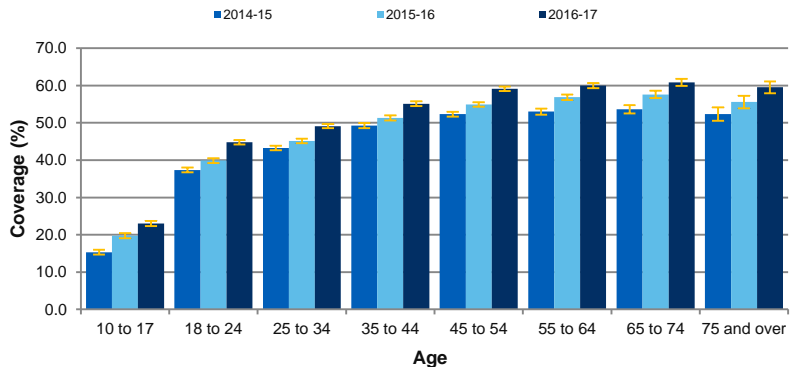
79.5 per cent of eligible patients with a learning disability aged 60-69 received **screening for colorectal cancer**, an **increase** from 68.6 per cent in 2014-15. 86.0 per cent of eligible patients without a recorded learning disability received this screening in 2016-17.

Combining data from 2014-15 to 2016-17, a **female** with learning disabilities had almost an **18 year lower life expectancy** compared to females without a learning disability (a 66 year life expectancy compared to 84 years). **Males** with a learning disability had a **14 year lower** life expectancy compared to males with no recorded learning disability (66 years compared to 80 years).

To see the full 2016-17 dataset visit the interactive report available [here](#)

Health Promotion: Health Checks and Influenza Immunisations

Proportion of patients with a learning disability who had a learning disability health check in the year, 2014-15 to 2016-17



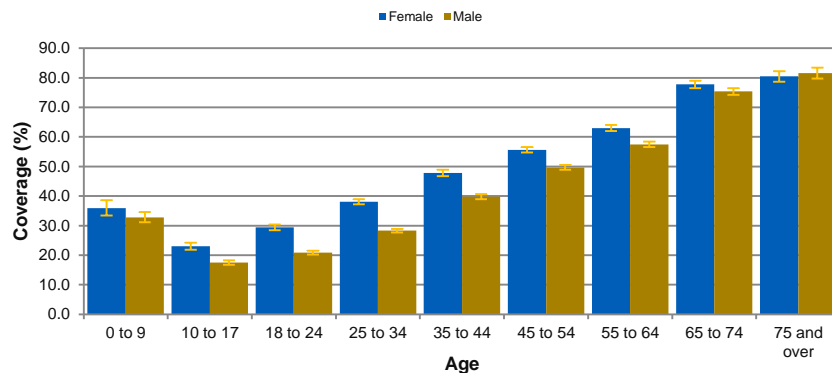
Overall, 49.7 per cent of patients with a learning disability received an annual learning disability health check in 2016-17. This is an increase from 43.2 per cent in 2014-15.

The proportion of patients with a learning disability receiving a health check increased in all age groups compared to 2014-15, the largest increase was in patients aged 10 to 17.

Annual learning disability health checks were introduced in 2008-09 for people aged 14 and over.

The confidence intervals displayed on the charts show the range in which there can be 95 per cent confidence that the true coverage lies for the entire population. Where the confidence intervals for each year do not overlap the difference in the coverage between the two periods is considered statistically significant.

Proportion of patients with a learning disability who received a seasonal influenza immunisation, by age and sex, 2016-17



41.9 per cent of patients with a learning disability received a seasonal influenza immunisation in 2016-17 compared to 40.8 per cent in 2014-15. However in patients aged 0 to 9, the proportion who received a flu immunisation increased from 24.5 per cent to 33.8 per cent between 2014-15 and 2016-17. Nasal spray immunisations for children started to be introduced in 2013.

Overall, in 2016-17, 66.0 per cent of patients aged 65 or over received a seasonal influenza vaccination by their GP practice. This includes both patients with and without a learning disability. (These data are available from the GP Contract Services publication: <https://digital.nhs.uk/catalogue/PUB30049>)

Published: 12 December 2017

Author: Primary Care Domain, NHS Digital

Responsible Statistician: Adam Langron

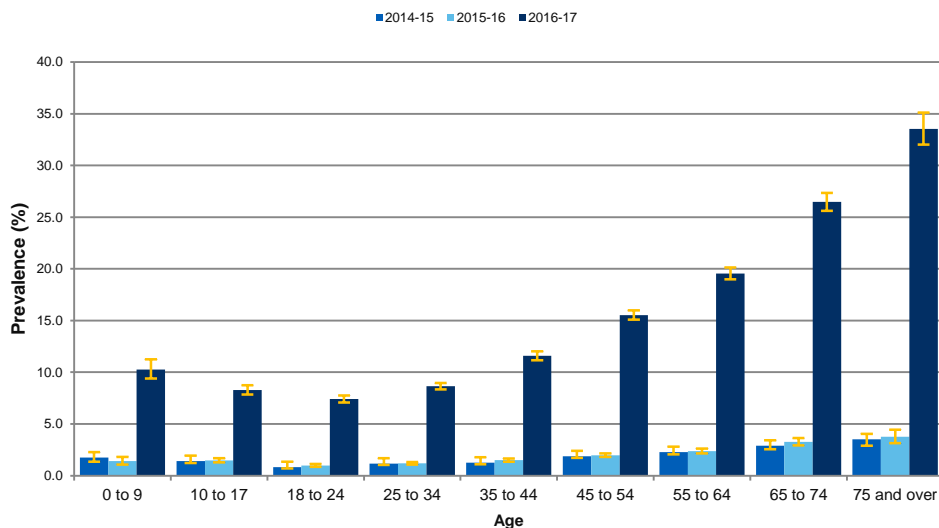
Copyright © 2017 Health and Social Care Information Centre

The Health and Social Care Information Centre is a non-departmental body created by statute, also known as NHS Digital.

www.digital.nhs.uk
enquiries@nhsdigital.nhs.uk

Chronic Constipation and Dysphagia

Chronic constipation prevalence (per cent) in patients with a learning disability, 2014-15 to 2016-17



Chronic constipation

The overall rate of constipation identified in patients with a learning disability was 13.1 per cent in 2016-17. This is an increase from 1.6 per cent in 2014-15. The rate increases with age and is highest in patients aged 75 and over (33.5 per cent).

The large increase in the number of patients with a learning disability and chronic constipation could be due to factors such as improved recording in primary care. It is likely that constipation was under diagnosed in previous years* rather than a true increase in prevalence of this magnitude.

*<https://www.gov.uk/government/publications/reasonable-adjustments-for-people-with-learning-disabilities/constipation>

Dysphagia

Overall, 3.0 per cent of patients with a learning disability also had a diagnosis of dysphagia, with the highest prevalence recorded in patients aged 75 and over (6.3 per cent). The most detailed UK study** on the prevalence of dysphagia in people with learning disabilities suggests that prevalence is likely to be around 8.0 per cent.

**Chadwick DD & Jolliffe J, 'A descriptive investigation of dysphagia in adults with intellectual disabilities', Journal of Intellectual Disability Research, 2009, 53:1 pp. 29-43

Published: 12 December 2017

Author: Primary Care Domain, NHS Digital

Responsible Statistician: Adam Langron

Copyright © 2017 Health and Social Care Information Centre

The Health and Social Care Information Centre is a non-departmental body created by statute, also known as NHS Digital.

www.digital.nhs.uk

enquiries@nhsdigital.nhs.uk